

Canvera™  Design
Advantage 2023



Make your beautiful moments eternal...

About

Canvera's design services have been setting industry standards with their unparalleled expertise. Our in-house designers are strategically placed in different cities of India to take all your inputs, meet the design requirements according to your wedding culture and rituals and share them with you at every stage. They together work to ensure that you get the perfect photobook at the end of the day.

We take over the designing aspect of the photobook and put the photographers at ease. They are free to take on other projects, rest assured that a classy, superior quality photo book will reach their client. It also assures that every customer of Canvera gets multiple design themes to choose from to design their photobook. From region-specific themes to fusion themes, Canvera photobook designing services make every photobook one-of-a-kind.

How to use Canvera design services?

- Share all your photos online
- Specify theme for the design
- Canvera design team will do the job for you
- The design will be shared for preview {Changes can be suggested at this stage}
- Approval
- Order processed for printing



Canvera has categorized its design services into two; Canvera Plus and Powerplus. Choose from any of these carefully crafted design patterns to delight your customers, no matter what their expectation and budget.

Canvera Plus and Powerplus are the premium packages of design services which offer more customization options and enhanced design attributes to the customers.



Designs aimed to strengthen the flow of your story.



Thematic approach for impactful and clutter-breaking design.



Collaborative process that ensures you are always in control.



Knowledge of regional aesthetics and customs for more relevant designs.



customizable to fit your creative vision.



CATEGORIZATION OF PLUS & POWER PLUS

CATEGORY	PLUS	POWER PLUS
Design Prices with End Customer's Involvement	Apart from normal package, there would be a additional charges	
DESIGN FEATURES		
Creation Pages (additional creation pages @ Rs 150+GST Per Sheet)	Max 20 %	Max 40 %
Semi-Creation Pages	0 - 20 %	0 - 30 %
Image sorting & sequencing	No (If required will do with extra coust of RS 1000)	
Design SLA	4 days (Aug- Jan) 8 Days (Feb-July) (From data archived and payment received)	6 days (Aug- Jan) 10 Days (Feb-July)
Preview Comments	20%	40%
Preview commets SLA	1-5 comments - 1 day, 5-10 comments - 2 day, 10+ comments - 3 day	
Preview comments SLA from partner	90 days	90 days
Additional images only in after first preview	5 - 6 images	10 - 20 images
Image Processing / Touch-Up		
Removal Of Shadows & Skin smoothening	Yes in creations	Yes in creations & Highlights
Remove glares	Yes if possible	Yes if possible
Portraiture	Yes in creations	Yes in creations & Highlights
Hair corrections	Yes in creations	Yes in creations & Highlights
Clinical Image Manipulation		
Removal of blemish, patch, pimple & wrinkles.	Yes in creations	Yes in creations & Highlights
Advanced re-touching like opening closed eyes	Yes in creations	Yes in creations & close-up
Image Editing		
Cropping subject	Yes	Yes
Image Background change	Yes in creations	Yes in creations
Unwanted object removal	Highlights & creations (If possible)	Highlights & creations (If possible)
Creative Effects & Elements		
Jewellery effect	Yes in creations(1 image)	Yes in creations & Highlights (2-3 images)
Vignette effect	Yes	Yes
Regional Langague text	No	Yes (If possible)
Collage	Yes < 10 -12 images	Yes < 10 -15 images

Please refer to the below Matrix chart for count of images to be sent as per the Product chosen.

OPTIMUM IMAGE COUNT MATRIX	NUMBER OF SHEETS							
	20	30	40	50	60	70	80	90
PRO PHOTO BOOK SIZES	IMAGE COUNT							
5X7	24	40	56	72	88	104	120	130
6X7.5	28	42	58	74	90	102	120	130
6X9	50	80	100	135	160	200	230	250
8X8	60	85	110	140	170	210	250	280
10X10	70	90	125	155	185	220	255	290
10X14	120	185	250	325	380	445	495	560
A4 8.27X11.69	96	144	152	232	300	340	385	430
11X16	130	200	260	325	400	445	545	620
12X12	100	150	200	260	310	385	430	470
12X15	110	165	225	280	348	390	465	515
12X18	140	200	275	350	425	480	550	600

•Tolerance \pm 10% can be given on either side, e.g. 40 sheets of 12x15 photo book can be between 215 and 255

SUPER BOOKS								Design Style
Size	12x20	15x15	15x20	20x14	20x15	20x20	24x24	
Image Count	15 sheet	90	90	90	90	90	90	Western Indowestern Fusion
	20 sheet	120	120	120	120	120	120	High quality image 300 dpi
	25 sheet	150	150	150	150	150	150	Creation 10% Semi-Creation 5%

•Tolerance \pm 10% can be given on either side, e.g. 20 sheets of 15x20 photo book can be between 108 and 132

CANVERA DESIGN SAMPLES

PLUS CATEGORY


CANERA PLUS DESIGN SAMPLES

We Know your customers have diverse needs, To help you serve them better ,
We provide different styles and catogory of design service. We are offering
6 design styles, crafted to help you to delight your customers.

- WESTERN
- INDO WESTERN
- MAGAZINE
- FUSION
- ROYAL
- KIDS THEME



WESTERN DESIGN SAMPLES



WEDDING CEREMONY



WESTERN LAYOUT 1



WESTERN LAYOUT 3



WESTERN LAYOUT 2



WESTERN LAYOUT 4



WESTERN LAYOUT 5



WESTERN LAYOUT 7




WESTERN LAYOUT 6



WESTERN LAYOUT 8

INDO WESTERN DESIGN SAMPLES





INDO WESTERN LAYOUT 1



INDO WESTERN LAYOUT 3



INDO WESTERN LAYOUT 2




INDO WESTERN LAYOUT 4



INDO WESTERN LAYOUT 5



INDO WESTERN LAYOUT 7



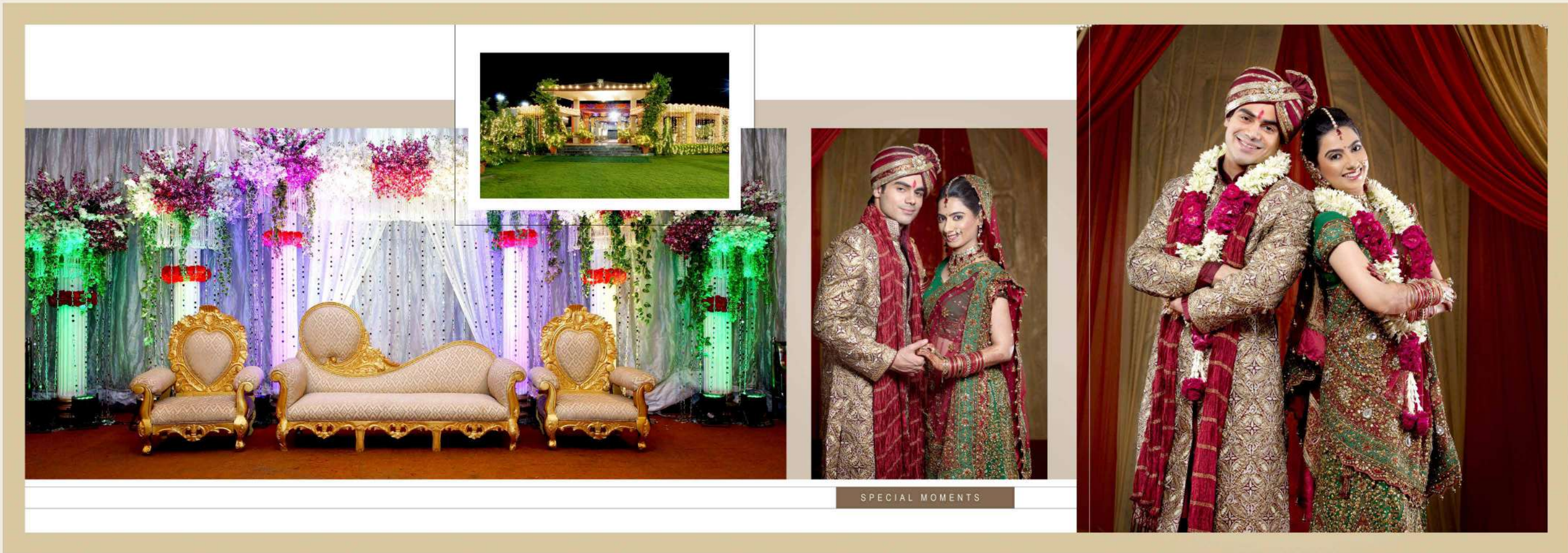
INDO WESTERN LAYOUT 6



INDO WESTERN LAYOUT 8

MAGAZINE DESIGN SAMPLES





MAGAZINE LAYOUT 1



MAGAZINE LAYOUT 3



MAGAZINE LAYOUT 2



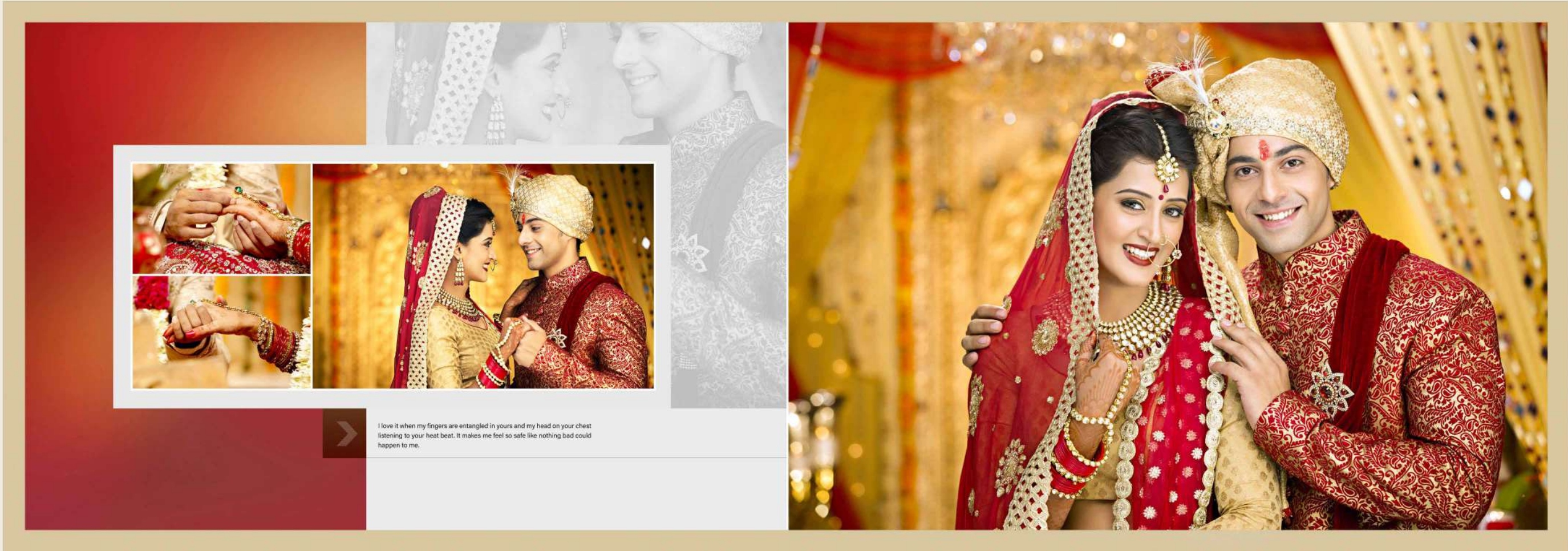
MAGAZINE LAYOUT 4



MAGAZINE LAYOUT 5



MAGAZINE LAYOUT 7




MAGAZINE LAYOUT 6



MAGAZINE LAYOUT 8

FUSION DESIGN SAMPLES





FUSION LAYOUT 1



FUSION LAYOUT 3



FUSION LAYOUT 2



FUSION LAYOUT 4



FUSION LAYOUT 5



FUSION LAYOUT 7



FUSION LAYOUT 6



FUSION LAYOUT 8

ROYAL DESIGN SAMPLES





ROYAL LAYOUT 1



ROYAL LAYOUT 3



ROYAL LAYOUT 2



ROYAL LAYOUT 4



ROYAL LAYOUT 5



ROYAL LAYOUT 7




ROYAL LAYOUT 6



ROYAL LAYOUT 8

KIDS THEME DESIGN SAMPLES





BIRTHDAY LAYOUT 1




BIRTHDAY LAYOUT 3



BIRTHDAY LAYOUT 2



BIRTHDAY LAYOUT 4



BABY SHOWER LAYOUT 1



BABY SHOOT LAYOUT 1



BABY SHOWER LAYOUT 2



BABY SHOOT LAYOUT 2

CANVERA DESIGN SAMPLES

POWER PLUS CATEGORY

CANVERA POWER PLUS DESIGN SAMPLES

If your customer has excellent artistic vision and expects more in terms of design and appeal to their album, you can choose Power plus design. It would help you give the best finish, multiple background options, Filter effects , variety of cut out styles and much more.



Portrature Effect



Jewellery Effect



Cutout Graphics




Text & Quotes



Clip arts




Vector Brushes



Design Frames

POWER PLUS DESIGN SAMPLES





POWER PLUS LAYOUT 1



POWER PLUS LAYOUT 3



POWER PLUS LAYOUT 2



POWER PLUS LAYOUT 4



POWER PLUS LAYOUT 5



POWER PLUS LAYOUT 7



POWER PLUS LAYOUT 6



POWER PLUS LAYOUT 8



POWER PLUS LAYOUT 9



POWER PLUS LAYOUT 11



POWER PLUS LAYOUT 10



POWER PLUS LAYOUT 12

CANVERA DESIGN SAMPLES

Power Plus Themes

POWER PLUS THEMES 2023

In addition to the above shown design style , we provide two new design themes in the Plower plus category . Which are Fusion plus and Global plus

FUSION PLUS

- Floral elements
- Trendy layouts
- Floral Creations
- Creative shapes
- Simple and texture BG

GLOBAL PLUS

- Classic western Layouts
- Simple and self background
- Image spreaded designs
- Cutouts and creations
- Creative effects and filters

FUSION PLUS DESIGN SAMPLES





FUSION PLUS LAYOUT 1



FUSION PLUS LAYOUT 3



FUSION PLUS LAYOUT 2



FUSION PLUS LAYOUT 4



FUSION PLUS LAYOUT 5



FUSION PLUS LAYOUT 6



FUSION PLUS LAYOUT 7



FUSION PLUS LAYOUT 8




FUSION PLUS LAYOUT 9




FUSION PLUS LAYOUT 11



FUSION PLUS LAYOUT 10



FUSION PLUS LAYOUT 12



GLOBAL PLUS DESIGN SAMPLES





GLOBAL PLUS LAYOUT 1



GLOBAL PLUS LAYOUT 3



GLOBAL PLUS LAYOUT 2




GLOBAL PLUS LAYOUT 4



GLOBAL PLUS LAYOUT 5



GLOBAL PLUS LAYOUT 7



GLOBAL PLUS LAYOUT 6



GLOBAL PLUS LAYOUT 8



GLOBAL PLUS LAYOUT 9



GLOBAL PLUS LAYOUT 11




GLOBAL PLUS LAYOUT 10



GLOBAL PLUS LAYOUT 12



GLOBAL PLUS LAYOUT 13



GLOBAL PLUS LAYOUT 15



GLOBAL PLUS LAYOUT 14



GLOBAL PLUS LAYOUT 16


CANVERA DESIGN ORDER T&C

- ▶ Change in design, adding or removing of images can be done by paying redesign charges.
- ▶ If unsatisfied with the first preview, we will refund 50% of the design charges.
- ▶ We are bound by copyright laws and hence would only use templates and backgrounds that are developed by us.
- ▶ On not receiving instructions and data to commence designing the order within 30 days from order creation, 50% of the order amount is charged to the partner
- ▶ We will keep the Preview Link active for partner to approve for 120 Days from the date of order creation. Post this the order will be 100% amount charged and data will be deleted from Canvera Systems.
- ▶ We can provide the JPG files of the Design on request at Rs 250 order printing. Courier Charges if applicable would be extra.
- ▶ If you introduce your end Customer to us for order designing and closure. We would assume that you agree to expose Canvera's T&Cs with your customers, details including but not limited to pricing, Image quality, policy & procedures of Canvera.
- ▶ For In preview orders, please use the comment box only to mention any correction requests.. Positive comments such as Ok, nice, print, good are read as approved by our advance technology. Such pages will be deemed approved and wont be available for any corrections in future iterations. Please enter all your comments in comment box only. Comments on e-mails and phone calls will not be considered.
- ▶ Changing Paper type change and cover would lead to extra charges

To deliver a gorgeous, error free photobook fast, we requested you to provide

- Optimum number of images with proper sequence
- All images in jpeg format with 300 dpi resolution
- Clear instruction of design style (reference order or sample)
- All images and event details to be shared prior to start of the design process
- All required corrections details in the first preview

YOUR FAST TRACK TO A PERFECT PHOTOBOK



At Canvera, we are constantly innovating to make your photobooks perfect, and to deliver them to you faster than ever. Given below is a summary of the Canvera design guidelines that you may use as a ready reckoner.

I. To deliver a gorgeous, error-free photobook fast, we need:

- A duly completed form with instructions
- Timely payment and handover of images
- Detailed feedback within 24 hours
- Prompt approval

III. Points to remember:

- Please point out corrections, if any, within 15 days
- Cancellations allowed only up to 1st preview stage
- No credit for redesign/cancellation after 2nd preview

II. Timelines at a glance:

(Timeline will be change in season time (refer our design SLA))

Plus

- Day 0 Completed order form and payment
- Day 4 First preview
- Day 5 Consolidated feedback
- Day 7 Approval

Power Plus

- Day 0 Completed order form and payment
- Day 6 First preview
- Day 7 Consolidated feedback
- Day 9 Approval